

CJC 2012

Manufacturer CJC Systems® Belgium

PRODUCT DESIGN
RESEARCH - DEVELOPMENT

CJC SYSTEMS
Vloedstraat 15
8800 Beveren - Roeselare
Belgium

T: +32 (0) 51 24 61 40
F: +32 (0) 51 24 62 19
E: info@cjcsystems.com
www.cjcsystems.com

CONTENT

3 COLOUR INDICATION

SWITCHES

230V

- 6 LISA CARRE / BANDE with flat push-buttons
- 12 NINA CARRE / BANDE with levers and round push-buttons
- 18 ELLA CARRE / BANDE with square push-buttons

24V

- 24 ANNA CARRE / BANDE with levers & LED lighting
- 32 ANNA CARRE / BANDE with levers (no LED lighting)
- 38 ZITA CARRE / BANDE with round push-buttons & LED lighting
- 44 MONA CARRE / BANDE with square push-buttons & LED lighting
- 50 MONA CARRE / BANDE with square push-buttons (no LED lighting)
- 56 LARA CARRE / BANDE with flat push-buttons & LED lighting
- 64 LOLA CARRE with flat square push-buttons & LED lighting
- 72 LOLA CARRE with flat square push-buttons (no LED lighting)

COVER PLATES FOR SOCKETS

- 80 ARNO CARRE / BANDE for Bticino Living, Light, Lighttech sockets
- 86 VICTOR CARRE for Peha Concept 45 & Legrand Mosaic sockets
- 90 MAURO CARRE for British standard sockets


LIGHTS

- 96 EDNA Orientation Lighting
- 104 TIMO Bedlamp
- 108 SARGAS Bedlamp

ACCESSORIES

COLOUR INDICATION


colour is determined by the last character of the reference number
e.g. standard design CJC0001A is in the colour black bronze CJC0001B




CJC A
Alu Natural Anodised




CJC X
Brushed Stainless Steel




CJC RAL9003
White Painted
RAL9003



CJC B
Black Bronze Anodised



CJC BR
Brown Bronze Painted



CJC RAL9011
Black Painted
RAL9011



CJC G
Grey Anodised




CJC V
Gilded 24 Carat




CJC RAL
Customized Painted
RAL Colour



CJC M
Brass Anodised



CJC C
Glossy Chromium



SWITCHES

LISA carre

switch panel 230v with flat push-button

assembly

in universal built-in boxes
with screws horizontal: socket not included
claws are optional
minimal depth 50 mm

center 71 mm

horizontal or vertical

wiring

traditional or low voltage cable

power supply


230v ac or low voltage ac/dc
6A


using

impulse relays and dimmers 230v - 24v
home automation systems


colour

A Alu Natural Anodised
B Black Bronze Anodised
G Grey Anodised
M Brass Anodised
X Brushed Stainless Steel
BR Brown Bronze Painted
V Gilded 24 carat
C Glossy Chromium
RAL9003: White Painted
RAL9011: Black Painted
RAL Colour: Customized Painted






Black Bronze Anodised



RAL9003 White Painted


LISA carre

85 x 85 x 6



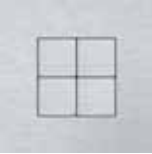
1
push-button

CJC5501A



2
push-buttons

CJC5502A



4
push-buttons


CJC5504A

156 x 85 x 6




1 + 1
push-button

CJC5511A



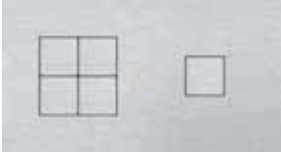
2 + 1
push-buttons

CJC5521A



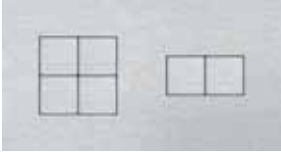
2 + 2
push-buttons

CJC5522A



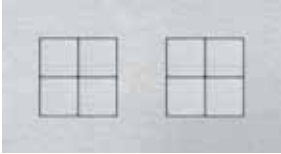
4 + 1
push-buttons

CJC5541A



4 + 2
push-buttons

CJC5542A



4 + 4
push-buttons

CJC5544A

156 x 85 x 6

For Bticino Socket
Living, Light, Lighttech


For Peha Concept 45 &
Legrand Mosaic Socket



1
push-button
1 x socket outlet
2 modules

CJC5551A

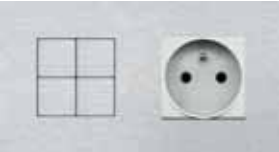
CJC5561A



2
push-buttons
1 x socket outlet
2 modules

CJC5552A

CJC5562A



4
push-buttons
1 x socket outlet
2 modules

CJC5554A

CJC5564A

LISA bande

switch panel 230v with flat push-button

assembly

in built-in boxes type
Bticino503e

wiring

traditional or low voltage cable

power supply


230v ac or low voltage ac/dc
6A


using

impulse relays and dimmers
230v - 24v
home automation systems

colour

A Alu Natural Anodised
B Black Bronze Anodised
G Grey Anodised
M Brass Anodised
X Brushed Stainless Steel
BR Brown Bronze Painted
V Gilded 24 carat
C Glossy Chromium
RAL9003: White Painted
RAL9011: Black Painted
RAL Colour: Customized Painted






RAL9011 Black Painted


LISA bande

118 x 85 x 6



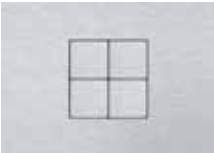
1
push-button

CJC5581A



2
push-buttons

CJC5582A



4
push-buttons

CJC5584A

NINA carre

switch panel 230v with lever and round push-buttons

assembly

all single elements are to be assembled
in the right order to obtain the final
switch panel
in universal built-in boxes with screws
horizontal: sockets not included
claws are optional
minimal depth 50 mm

wiring

230v ac

power supply

max. 230v ac
10A / 16A

colour

A Alu Natural Anodised
B Black Bronze Anodised
G Grey Anodised
M Brass Anodised
X Brushed Stainless Steel
BR Brown Bronze Painted
V Gilded 24 carat
C Glossy Chromium
RAL9003: White Painted
RAL9011: Black Painted
RAL Colour: Customized Painted






Brown Painted



Black Bronze Anodised

NINA carre

85 x 85 x 6
1 lever



85 x 155 x 6
4 levers



155 x 85 x 6
4 push-buttons



225 x 85 x 6
6 push-buttons



center 71 mm
horizontal / vertical

	CJC5111hA		CJC5001vA		CJC5112vA
	CJC5112hA		CJC5002vA		CJC5112vA
	CJC5122hA		CJC5011vA		CJC5122vA
	CJC5222hA		CJC5012vA		CJC5122vA
	CJC5110hA		CJC5012vA		CJC5122vA
	CJC5120hA		CJC5022vA		CJC5122vA
	CJC5220hA		CJC5022vA		CJC5122vA
	CJC5100hA		CJC5010vA		CJC5110vA
	CJC5200hA		CJC5010vA		CJC5110vA
	CJC5011hA		CJC5020vA		CJC5120vA
	CJC5012hA		CJC5020vA		CJC5120vA
	CJC5022hA		CJC5111vA		CJC5120vA
	CJC5010hA				
	CJC5020hA				

center 71 mm
horizontal / vertical



CJC5220vA



CJC5100vA



CJC5200vA

center 57 mm
85 x 142 x 6



CJC6011vA



CJC6012vA



CJC6022vA



CJC6010vA



CJC6020vA

center 57 mm
85 x 199 x 6



CJC6111vA



CJC6112vA

center 57 mm
85 x 199 x 6



CJC6122vA



CJC6222vA

SINGLE ELEMENTS FOR SWITCH PANEL



Cover plate

with fixing frame
cfr. opposite range

+



/



Lever 230v / 10A

change-over one-pole chrome: CJC5903

change-over two-pole chrome: CJC5904

double push-button chrome: CJC5905

roller-shutter one-pole chrome: CJC5906

change-over one-pole gold: CJC5913

change-over two-pole gold: CJC5914

double push-button gold: CJC5915

roller-shutter one-pole gold: CJC5916

Push-button 230v / 2A

white push-button: CJC5907

black push-button: CJC5908

chrome push-button: CJC5909

NINA bande

switch panel 230v with lever and round push-buttons

assembly

all single elements are to be assembled in the right order to obtain the final switch panel
in built-in boxes type Bticino503e and Bticino504e

wiring

230v ac

power supply

max. 230v ac
10A / 16A

colour

A Alu Natural Anodised
B Black Bronze Anodised
G Grey Anodised
M Brass Anodised
X Brushed Stainless Steel
BR Brown Bronze Painted
V Gilded 24 carat
C Glossy Chromium
RAL9003: White Painted
RAL9011: Black Painted
RAL Colour: Customized Painted







SINGLE ELEMENTS FOR SWITCH PANEL







Cover plate
with fixing frame
cfr. opposite range






Lever 230v / 10A

change-over one-pole chrome: CJC5903 
change-over two-pole chrome: CJC5904 
double push-button chrome: CJC5905 
roller-shutter one-pole chrome: CJC5906 

change-over one-pole gold: CJC5913 
change-over two-pole gold: CJC5914 
double push-button gold: CJC5915 
roller-shutter one-pole gold: CJC5916 


Push-button 230v / 2A

white push-button: CJC5907 
black push-button: CJC5908 
chrome push-button: CJC5909 

NINA bande

RANGE OF COVER PLATES WITH FIXING FRAMES FOR SWITCH PANEL

118 x 85 x 6



1
push-button
built-in box
Bticino503e

CJC5301hA



2
push-buttons
built-in box
Bticino503e

CJC5302hA



3
levers
built-in box
Bticino503e

CJC5303hA

140 x 85 x 6



4
levers
built-in box
Bticino504e

CJC5304hA

ELLA carre

switch panel 230v with square push-button

assembly

in universal built-in boxes
with screws horizontal
claws are optional
minimal depth 50 mm

wiring

traditional or low voltage cable

power supply


230v ac or low voltage ac/dc
2A


using

impulse relays and dimmers
230v - 24v
home automation systems


colour

A Alu Natural Anodised
B Black Bronze Anodised
G Grey Anodised
M Brass Anodised
X Brushed Stainless Steel
BR Brown Bronze Painted
V Gilded 24 carat
C Glossy Chromium
RAL9003: White Painted
RAL9011: Black Painted
RAL Colour: Customized Painted






RAL9003 White Painted



Glossy Chromium

ELLA carre

center 71 mm
85 x 85 x 6



1
push-button


CJC5701A



2
push-buttons

CJC5702A

156 x 85 x 6



1 + 1
push-button

CJC5711hA



2 + 2
push-buttons

CJC5722hA



1 + 2
push-buttons

CJC5712hA

85 x 156 x 6



1 + 2
push-buttons

CJC5733vA

center 71 mm
85 x 156 x 6



2 + 2
push-buttons

CJC5734vA

center 57 mm
85 x 142 x 6



1 + 1
push-button

CJC6711vA



1 + 2
push-buttons

CJC6733vA



2 + 2
push-buttons

CJC6734vA



ELLA bande

switch panel 230v with square push-button

assembly

in built-in boxes type
Bticino503e and Bticino504e

wiring

traditional or low voltage cable

power supply


230v ac or low voltage ac/dc
2A


using

impulse relays and dimmers
230v - 24v
home automation systems

colour

A Alu Natural Anodised
B Black Bronze Anodised
G Grey Anodised
M Brass Anodised
X Brushed Stainless Steel
BR Brown Bronze Painted
V Gilded 24 carat
C Glossy Chromium
RAL9003: White Painted
RAL9011: Black Painted
RAL Colour: Customized Painted






Black Bronze Anodised


ELLA bande

118 x 85 x 6



1
push-button
built-in box
Bticino 503e

CJC5801A



2
push-buttons
built-in box
Bticino 503e

CJC5802A



3
push-buttons
built-in box
Bticino 503e

CJC5803A

140 x 85 x 6



4
push-buttons
built-in box
Bticino 504e

CJC5804A

ANNA carre

switch panel 24v with lever and LED lighting

assembly

in universal built-in boxes
with screws horizontal
claws are optional

wiring

multicable type SPV / SVV
8 / 10 / 12 / 14 / 16 / 20 x 0.8mm
(0.5mm) & UTP-cable CAT5 -
BUS cable


power supply

using transformer 24v ac or using
home automation systems 24v dc


colour

A Alu Natural Anodised
B Black Bronze Anodised
G Grey Anodised
M Brass Anodised
X Brushed Stainless Steel
BR Brown Bronze Painted
V Gilded 24 carat
C Glossy Chromium
RAL9003: White Painted
RAL9011: Black Painted
RAL Colour: Customized Painted





Black Bronze Anodised



RAL9003 White Painted

ANNA carre

lever: double push-
button with central
zero position 1-0-1

using impulse relay 24v ac,
using remote dimmers type CJC2010
home automation systems

85 x 85 x 5

HC LEDS 10mA
- polarization

LC LEDS 3mA
+ polarization

using IPBuilding
home automation



1
lever
1 central red LED
2 yellow control LEDS

CJC0001A

CJC0021A

CJC0621A



2
levers
1 central red LED
4 yellow control LEDS

CJC0002A

CJC0022A

CJC0622A



3
levers
1 central red LED
6 yellow control LEDS

CJC0003A

CJC0023A



4
levers
1 central red LED
8 yellow control LEDS

CJC0004A

CJC0024A

CJC0624A



ANNA bande

switch panel 24v with lever and LED lighting

assembly

in built-in boxes type
Bticino503e

wiring

multicable type SPV / SVV
8 / 10 / 12 / 14 / 16 / 20 x 0.8mm
(0.5mm) & UTP-cable CAT5 -
BUS cable

power supply

using transformer 24v ac or using
home automation systems 24v dc


colour

A Alu Natural Anodised
B Black Bronze Anodised
G Grey Anodised
M Brass Anodised
X Brushed Stainless Steel
BR Brown Bronze Painted
V Gilded 24 carat
C Glossy Chromium
RAL9003: White Painted
RAL9011: Black Painted
RAL Colour: Customized Painted





Glossy Chromium



Brushed Stainless Steel

ANNA bande

lever: double push-
button with central
zero position 1-0-1

using impulse relay 24v ac,
using remote dimmers type CJC2010
home automation systems

118 x 85 x 5

HC LEDS 10mA
- polarization

LC LEDS 3mA
+ polarization

using IPBuilding
home automation



1
lever
1 central red LED
2 yellow control LEDS

CJC0301A

CJC0321A

CJC0721A



2
levers
1 central red LED
4 yellow control LEDS

CJC0302A

CJC0322A

CJC0722A



3
levers
1 central red LED
6 yellow control LEDS

CJC0303A

CJC0323A



4
levers
1 central red LED
8 yellow control LEDS

CJC0304A

CJC0324A


CJC0724A



7
levers
2 central red LEDS
14 yellow control LEDS

CJC0307A

CJC0327A



ANNA carre

switch panel 24v with lever (no LED lighting)

assembly

in universal built-in boxes
with screws horizontal
claws are optional

wiring

multicable type SPV / SVV
8 / 10 / 12 / 14 / 16 / 20 x 0.8mm
(0.5mm) & UTP-cable CAT5 -
BUS cable

power supply

using transformer 24v ac or using
home automation systems 24v dc

colour

A Alu Natural Anodised
B Black Bronze Anodised
G Grey Anodised
M Brass Anodised
X Brushed Stainless Steel
BR Brown Bronze Painted
V Gilded 24 carat
C Glossy Chromium
RAL9003: White Painted
RAL9011: Black Painted
RAL Colour: Customized Painted





Brushed Stainless Steel



RAL9003 White Painted


ANNA carre (no led)

lever: double push-
button with central
zero position 1-0-1

85 x 85 x 5

using impulse relay 24v ac,
using remote dimmers type CJC2010
home automation systems

using IPBuilding
home automation



1
lever

CJC0101A

CJC0601A



2
levers

CJC0102A

CJC0602A



3
levers


CJC0103A



4
levers

CJC0104A

CJC0604A



ANNA bande

switch panel 24v with lever (no LED lighting)

assembly

in built-in boxes type
Bticino503e

wiring

multicable type SPV / SVV
8 / 10 / 12 / 14 / 16 / 20 x 0.8mm
(0.5mm) & UTP-cable CAT5 -
BUS cable

power supply

using transformer 24v ac or using
home automation systems 24v dc

colour

A Alu Natural Anodised
B Black Bronze Anodised
G Grey Anodised
M Brass Anodised
X Brushed Stainless Steel
BR Brown Bronze Painted
V Gilded 24 carat
C Glossy Chromium
RAL9003: White Painted
RAL9011: Black Painted
RAL Colour: Customized Painted




ANNA bande (no led)

lever: double push-
button with central
zero position 1-0-1

118 x 85 x 5

using impulse relay 24v ac,
using remote dimmers type CJC2010
home automation systems

using IPBuilding
home automation



1
lever

CJC3301A

CJC3601A



2
levers

CJC3302A

CJC3602A



3
levers

CJC3303A



4
levers

CJC3304A

CJC3604A



7
levers

CJC3307A

ZITA carre

switch panel 24v with round push-button and LED lighting

assembly

in universal built-in boxes
with screws horizontal
claws are optional

wiring

multicable type SPV / SVV
8 / 10 / 12 / 14 / 16 / 20 x 0.8mm
(0.5mm) & UTP-cable CAT5 -
BUS cable

power supply

using transformer 24v ac or using
home automation systems 24v dc


T= with temperature sensor

M= with motion detector

I= with infrared detector

colour

A Alu Natural Anodised
B Black Bronze Anodised
G Grey Anodised
M Brass Anodised
X Brushed Stainless Steel
BR Brown Bronze Painted
V Gilded 24 carat
C Glossy Chromium
RAL9003: White Painted
RAL9011: Black Painted
RAL Colour: Customized Painted





Brushed Stainless Steel



Glossy Chromium

ZITA carre

using impulse relay 24v ac,
using remote dimmers type CJC2010
home automation systems

85 x 85 x 6

HC LEDS 12mA
- polarization

HC LEDS 6mA
+ polarization

using Qbus
home automation

using IPBuilding
home automation



1
push-button
with white LED
1 central red LED

CJC1061A

CJC0061A

CJC1261A

CJC0661A



2
push-buttons
with white LEDS
1 central red LED

CJC1062A

CJC0062A

CJC1262A

CJC0662A



3
push-buttons
with white LEDS
1 central red LED

CJC1063A

CJC0063A

CJC1263A



4
push-buttons
with white LEDS
1 central red LED

CJC1064A

CJC0064A

CJC1264A
CJC1264TA



4
push-buttons
with white LEDS
1 central red LED

CJC1065A

CJC0065A

CJC1265A
CJC1265TA

CJC0665A



1
motion detector

CJC1261MA



2
push-buttons
infrared detector
1 central red LED

CJC1263IA



ZITA bande

switch panel 24v with round push-button and LED lighting

assembly

in built-in boxes type
Bticino503e

wiring

multicable type SPV / SVV
8 / 10 / 12 / 14 / 16 / 20 x 0.8mm
(0.5mm) & UTP-cable CAT5 -
BUS cable

power supply

using transformer 24v ac or using
home automation systems 24v dc


T= with temperature sensor

M= with motion detector


I= with infrared detector

colour

A Alu Natural Anodised
B Black Bronze Anodised
G Grey Anodised
M Brass Anodised
X Brushed Stainless Steel
BR Brown Bronze Painted
V Gilded 24 carat
C Glossy Chromium
RAL9003: White Painted
RAL9011: Black Painted
RAL Colour: Customized Painted



ZITA bande

118 x 85 x 6		using impulse relay 24v ac, using remote dimmers type CJC2010 home automation systems			
		HC LEDS 12mA - polarization	HC LEDS 6mA + polarization	using Qbus home automation	using IPBuilding home automation
	1 push-button with white LED 1 central red LED	CJC1361A	CJC0361A	CJC1561A	CJC0761A
	2 push-buttons with white LEDs 1 central red LED	CJC1362A	CJC0362A	CJC1562A	CJC0762A
	3 push-buttons with white LEDs 1 central red LED	CJC1363A	CJC0363A	CJC1563A	
	4 push-buttons with white LEDs 1 central red LED	CJC1364A	CJC0364A	CJC1564A CJC1564TA	
	4 push-buttons with white LEDs 1 central red LED	CJC1365A	CJC0365A	CJC1565A CJC1565TA	CJC0765A
	1 motion detector			CJC1561MA	
	2 push-buttons infrared detector 1 central red LED			CJC1563IA	

MONA carre

switch panel 24v with square push-button and LED lighting

assembly

in universal built-in boxes
with screws horizontal
claws are optional

wiring

multicable type SPV / SVV
8 / 10 / 12 / 14 / 16 / 20 x 0.8mm
(0.5mm) & UTP-cable CAT5 -
BUS cable


power supply


using transformer 24v ac or using
home automation systems 24v dc

T= with temperature sensor


colour

A Alu Natural Anodised
B Black Bronze Anodised
G Grey Anodised
M Brass Anodised
X Brushed Stainless Steel
BR Brown Bronze Painted
V Gilded 24 carat
C Glossy Chromium
RAL9003: White Painted
RAL9011: Black Painted
RAL Colour: Customized Painted





RAL9003 White Painted



Brushed Stainless Steel

MONA carre

using impulse relay 24v ac,
using remote dimmers type CJC2010
home automation systems

85 x 85 x 6

HC LEDS 12mA
- polarization

HC LEDS 6mA
+ polarization

using Qbus
home automation

using IPBuilding
home automation



1
push-button
with white LED
1 central red LED

CJC1081A

CJC0081A

CJC1281A

CJC0681A




2
push-buttons
with white LEDS
1 central red LED

CJC1082A

CJC0082A

CJC1282A

CJC0682A



3
push-buttons
with white LEDS
1 central red LED

CJC1083A

CJC0083A

CJC1283A



4
push-buttons
with white LEDS
1 central red LED

CJC1084A

CJC0084A

CJC1284A
CJC1284TA



4
push-buttons
with white LEDS
1 central red LED

CJC1085A

CJC0085A

CJC1285A
CJC1285TA

CJC0685A

156 x 85 x 6



4 + 4
push-buttons
with white LEDS
2 central red LEDs

CJC2085A

CJC3085A

CJC3185A

CJC0688A



MONA bande

switch panel 24v with square push-button and LED lighting

assembly

in built-in boxes type
Bticino503e

wiring

multicable type SPV / SVV
8 / 10 / 12 / 14 / 16 / 20 x 0.8mm
(0.5mm) & UTP-cable CAT5 -
BUS cable


power supply

using transformer 24v ac or using
home automation systems 24v dc

T= with temperature sensor

colour

A Alu Natural Anodised
B Black Bronze Anodised
G Grey Anodised
M Brass Anodised
X Brushed Stainless Steel
BR Brown Bronze Painted
V Gilded 24 carat
C Glossy Chromium
RAL9003: White Painted
RAL9011: Black Painted
RAL Colour: Customized Painted



MONA bande

using impulse relay 24v ac,
using remote dimmers type CJC2010
home automation systems

118 x 85 x 6

HC LEDS 12mA
- polarization

HC LEDS 6mA
+ polarization

using Qbus
home automation

using IPBuilding
home automation



1
push-button
with white LED
1 central red LED

CJC1381A

CJC0381A

CJC1581A

CJC0781A




2
push-buttons
with white LEDS
1 central red LED

CJC1382A

CJC0382A

CJC1582A

CJC0782A




3
push-buttons
with white LEDS
1 central red LED

CJC1383A

CJC0383A

CJC1583A




4
push-buttons
with white LEDS
1 central red LED

CJC1384A

CJC0384A

CJC1584A
CJC1584TA



4
push-buttons
with white LEDS
1 central red LED

CJC1385A

CJC0385A

CJC1585A
CJC1585TA

CJC0785A

MONA carre

switch panel 24v with square push-button (no LED lighting)

assembly

in universal built-in boxes
with screws horizontal
claws are optional

wiring


multicable type SPV / SVV
8 / 10 / 12 / 14 / 16 / 20 x 0.8mm
(0.5mm) & UTP-cable CAT5 -
BUS cable

power supply

using transformer 24v ac or using
home automation systems 24v dc


colour

A Alu Natural Anodised
B Black Bronze Anodised
G Grey Anodised
M Brass Anodised
X Brushed Stainless Steel
BR Brown Bronze Painted
V Gilded 24 carat
C Glossy Chromium
RAL9003: White Painted
RAL9011: Black Painted
RAL Colour: Customized Painted





Black Bronze Anodised



RAL9003 White Painted

MONA carre (no led)

85 x 85 x 6

using impulse relay 24v ac,
using remote dimmers type CJC2010
home automation systems

using IPBuilding
home automation



1
push-button

CJC1291A

CJC1691A



2
push-buttons


CJC1292A

CJC1692A




3
push-buttons

CJC1293A



4
push-buttons

CJC1294A



4
push-buttons

CJC1295A

CJC1695A


156 x 85 x 6



4 + 4
push-buttons

CJC2295A

CJC1698A



MONA bande

switch panel 24v with square push-button (no LED lighting)

assembly

in built-in boxes type
Bticino503e

wiring


multicable type SPV / SVV
8 / 10 / 12 / 14 / 16 / 20 x 0.8mm
(0.5mm) & UTP-cable CAT5 -
BUS cable

power supply

using transformer 24v ac or
using home automation systems
24v dc

colour

A Alu Natural Anodised
B Black Bronze Anodised
G Grey Anodised
M Brass Anodised
X Brushed Stainless Steel
BR Brown Bronze Painted
V Gilded 24 carat
C Glossy Chromium
RAL9003: White Painted
RAL9011: Black Painted
RAL Colour: Customized Painted



MONA bande (no led)

118 x 85 x 6

using impulse relay 24v ac,
using remote dimmers type CJC2010
home automation systems

using IPBuilding
home automation



1
push-button

CJC1491A


CJC1791A



2
push-buttons

CJC1492A

CJC1792A



3
push-buttons

CJC1493A



4
push-buttons

CJC1494A



4
push-buttons

CJC1495A

CJC1795A

LARA carre

switch panel 24v with flat push-button and LED lighting

assembly

in universal built-in boxes
with screws horizontal
claws are optional

wiring

multicable type SPV / SVV
8 / 10 / 12 / 14 / 16 / 20 x 0.8mm
(0.5mm) & UTP-cable CAT5 -
BUS cable


power supply


using transformer 24v ac or using
home automation systems 24v dc

T= with temperature sensor

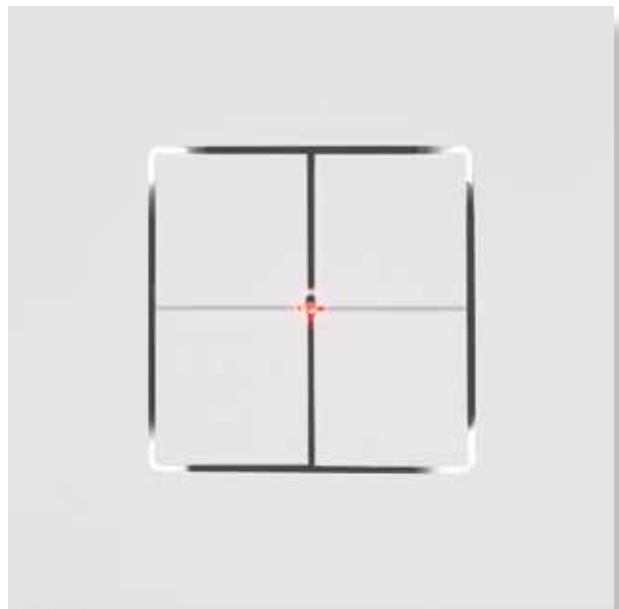
colour

A Alu Natural Anodised
B Black Bronze Anodised
G Grey Anodised
M Brass Anodised
X Brushed Stainless Steel
BR Brown Bronze Painted
V Gilded 24 carat
C Glossy Chromium
RAL9003: White Painted
RAL9011: Black Painted
RAL Colour: Customized Painted





Black Bronze Anodised



RAL9003 White Painted

LARA carre

using impulse relay 24v ac,
using remote dimmers type CJC2010
home automation systems

85 x 85 x 6



1
push-button
with white LEDS
1 central red LED

HC LEDS 12mA
- polarization

CJC1041A

HC LEDS 6mA
+ polarization

CJC0041A

using Qbus
home automation

CJC1241A
CJC1241TA

using IPBuilding
home automation

CJC0641A



2/4
push-buttons
with white LEDS
1 central red LED


CJC1042A

CJC0042A

CJC1242A
CJC1242TA

CJC0642A

156 x 85 x 6



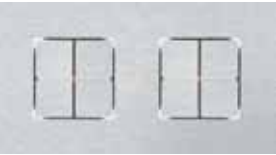
2/4 + 1
push-buttons
with white LEDS
2 central red LEDS

CJC1441A

CJC0441A

CJC2041A

CJC1641A




2/4 + 2/4
push-buttons
with white LEDS
2 central red LEDS

CJC1442A

CJC0442A

CJC2042A

CJC1642A



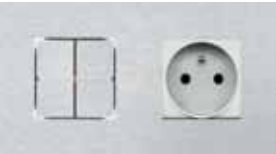
1
push-button
with white LEDS
1 central red LED
1 x socket outlet/
2 modules

CJC1541A

CJC0541A

CJC2141A

CJC2641A




2/4
push-buttons
with white LEDS
1 central red LED
1 x socket outlet/
2 modules

CJC1542A

CJC0542A

CJC2142A

CJC2642A



LARA bande

switch panel 24v with flat push-button and LED lighting

assembly

in built-in boxes type
Bticino503e

wiring

multicable type SPV / SVV
8 / 10 / 12 / 14 / 16 / 20 x 0.8mm
(0.5mm) & UTP-cable CAT5 -
BUS cable


power supply


using transformer 24v ac or using
home automation systems 24v dc

T= with temperature sensor

colour

A Alu Natural Anodised
B Black Bronze Anodised
G Grey Anodised
M Brass Anodised
X Brushed Stainless Steel
BR Brown Bronze Painted
V Gilded 24 carat
C Glossy Chromium
RAL9003: White Painted
RAL9011: Black Painted
RAL Colour: Customized Painted





Black Bronze Anodised

LARA bande

using impulse relay 24v ac,
using remote dimmers type CJC2010
home automation systems

118 x 85 x 6

HC LEDS 12mA
- polarization

HC LEDS 6mA
+ polarization

using Qbus
home automation

using IPBuilding
home automation



1
push-button
with white LEDS
1 central red LED

CJC1341A

CJC0341A

CJC2341A
CJC2341TA

CJC0741A



2/4
push-buttons
with white LEDS
1 central red LED

CJC1342A

CJC0342A

CJC2342A
CJC2342TA

CJC0742A





LOLA carre

switch panel 24v with flat square push-button and LED lighting

assembly

in universal built-in boxes
with screws horizontal
claws are optional

wiring

multicable type SPV / SVV
8 / 10 / 12 / 14 / 16 / 20 x 0.8mm
(0.5mm) & UTP-cable CAT5 -
BUS cable


power supply


using transformer 24v ac or
using home automation systems
24v dc

T= with temperature sensor


colour

A Alu Natural Anodised
B Black Bronze Anodised
G Grey Anodised
M Brass Anodised
X Brushed Stainless Steel
BR Brown Bronze Painted
V Gilded 24 carat
C Glossy Chromium
RAL9003: White Painted
RAL9011: Black Painted
RAL Colour: Customized Painted









Black Bronze Anodised







Grey Anodised

LOLA carre





using impulse relay 24v ac,
using remote dimmers type CJC2010
home automation systems

85 x 85 x 6		HC LEDS 12mA - polarization	HC LEDS 6mA + polarization	using Qbus home automation	using IPBuilding home automation
	1 push-button 1 white LED	CJC0031A	CJC1131A	CJC1331A	CJC1531A
	2 push-buttons 2 white LEDS	CJC0032A	CJC1132A	CJC1332A	CJC1532A
	3 push-buttons 3 white LEDS	CJC0033A	CJC1133A	CJC1333A	CJC1533A
	4 push-buttons 4 white LEDS	CJC0034A	CJC1134A	CJC1334A CJC1334TA	CJC1534A

		using impulse relay 24v ac, using remote dimmers type CJC2010 home automation systems			
156 x 85 x 6		HC LEDS 12mA - polarization	HC LEDS 6mA + polarization	using Qbus home automation	using IPBuilding home automation
	5 push-buttons 5 white LEDS	CJC0035A	CJC1135A	CJC1335A	CJC1535A
	6 push-buttons 6 white LEDS	CJC0036A	CJC1136A	CJC1336A	CJC1536A
	7 push-buttons 7 white LEDS	CJC0037A	CJC1137A	CJC1337A	CJC1537A
	8 push-buttons 8 white LEDS	CJC0038A	CJC1138A	CJC1338A	CJC1538A

LOLA carre

using impulse relay 24v ac,
using remote dimmers type CJC2010
home automation systems

85 x 156 x 6		HC LEDS 12mA - polarization	HC LEDS 6mA + polarization	using Qbus home automation	using IPBuilding home automation
	5 push-buttons 5 white LEDS	CJC1035A	CJC1235A	CJC1435A	CJC1635A
	6 push-buttons 6 white LEDS	CJC1036A	CJC1236A	CJC1436A	CJC1636A
	7 push-buttons 7 white LEDS	CJC1037A	CJC1237A	CJC1437A	CJC1637A
	8 push-buttons 8 white LEDS	CJC1038A	CJC1238A	CJC1438A	CJC1638A



LOLA bande

switch panel 24v with flat square push-button and LED lighting

assembly

in built-in boxes type
Bticino503e

wiring

multicable type SPV / SVV
8 / 10 / 12 / 14 / 16 / 20 x 0.8mm
(0.5mm) & UTP-cable CAT5 -
BUS cable


power supply

using transformer 24v ac or
using home automation systems
24v dc

T= with temperature sensor

colour

A Alu Natural Anodised
B Black Bronze Anodised
G Grey Anodised
M Brass Anodised
X Brushed Stainless Steel
BR Brown Bronze Painted
V Gilded 24 carat
C Glossy Chromium
RAL9003: White Painted
RAL9011: Black Painted
RAL Colour: Customized Painted



LOLA bande

using impulse relay 24v ac,
using remote dimmers type CJC2010
home automation systems


118 x 85 x 6

HC LEDS 12mA
- polarization

HC LEDS 6mA
+ polarization

using Qbus
home automation

using IPBuilding
home automation



1
push-button
1 white LED

CJC1731A

CJC1831A

CJC1931A

CJC2031A




2
push-buttons
2 white LEDS

CJC1732A

CJC1832A

CJC1932A

CJC2032A



3
push-buttons
3 white LEDS

CJC1733A

CJC1833A

CJC1933A

CJC2033A



4
push-buttons
4 white LEDS

CJC1734A

CJC1834A

CJC1934A
CJC1934TA

CJC2034A

LOLA carre

switch panel 24v with flat square push-button (no LED lighting)

assembly

in universal built-in boxes
with screws horizontal
claws are optional

wiring


multicable type SPV / SVV
8 / 10 / 12 / 14 / 16 / 20 x 0.8mm
(0.5mm) & UTP-cable CAT5 -
BUS cable


power supply

using transformer 24v ac or
using home automation systems
24v dc

colour

A Alu Natural Anodised
B Black Bronze Anodised
G Grey Anodised
M Brass Anodised
X Brushed Stainless Steel
BR Brown Bronze Painted
V Gilded 24 carat
C Glossy Chromium
RAL9003: White Painted
RAL9011: Black Painted
RAL Colour: Customized Painted





Grey Anodised

LOLA carre (no led)

85 x 85 x 6

using impulse relay 24v ac,
using remote dimmers type CJC2010
home automation systems

using IPBuilding
home automation



1
push-button

CJC2131A


CJC2331A



2
push-buttons

CJC2132A


CJC2332A



3
push-buttons

CJC2133A

CJC2333A



4
push-buttons

CJC2134A


CJC2334A

LOLA carre (no led)

156 x 85 x 6

using impulse relay 24v ac,
using remote dimmers type CJC2010
home automation systems


using IPBuilding
home automation



5
push-buttons

CJC2135A


CJC2335A



6
push-buttons

CJC2136A


CJC2336A



7
push-buttons

CJC2137A

CJC2337A



8
push-buttons


CJC2138A

CJC2338A

85 x 156 x 6

using impulse relay 24v ac,
using remote dimmers type CJC2010
home automation systems


using IPBuilding
home automation



5
push-buttons

CJC2235A


CJC2435A



6
push-buttons

CJC2236A


CJC2436A



7
push-buttons

CJC2237A

CJC2437A



8
push-buttons

CJC2238A

CJC2438A

LOLA bande

switch panel 24v with flat square push-button (no LED lighting)

assembly

in built-in boxes type
Bticino503e

wiring


multicable type SPV / SVV
8 / 10 / 12 / 14 / 16 / 20 x 0.8mm
(0.5mm) & UTP-cable CAT5 -
BUS cable


power supply

using transformer 24v ac or
using home automation systems
24v dc

colour

A Alu Natural Anodised
B Black Bronze Anodised
G Grey Anodised
M Brass Anodised
X Brushed Stainless Steel
BR Brown Bronze Painted
V Gilded 24 carat
C Glossy Chromium
RAL9003: White Painted
RAL9011: Black Painted
RAL Colour: Customized Painted






Grey Anodised

LOLA bande (no led)

118 x 85 x 6

using impulse relay 24v ac,
using remote dimmers type CJC2010
home automation systems

using IPBuilding
home automation



1
push-button

CJC2531A


CJC2631A



2
push-buttons

CJC2532A

CJC2632A



3
push-buttons

CJC2533A

CJC2633A



4
push-buttons

CJC2534A

CJC2634A



COVER PLATES FOR SOCKETS

ARNO carre

cover plate + fixing frame

assembly

in universal built-in boxes
with screws horizontal
sockets not included
claws are optional

for assembly of modules

Bticino Living / Light / Lighttech

colour

A Alu Natural Anodised
B Black Bronze Anodised
G Grey Anodised
M Brass Anodised
X Brushed Stainless Steel
BR Brown Bronze Painted
V Gilded 24 carat
C Glossy Chromium
RAL9003: White Painted
RAL9011: Black Painted
RAL Colour: Customized Painted





Black Bronze Anodised



Brushed Stainless Steel

ARNO carre

center 71 mm

1
socket outlet
2 modules

CJC0113A


85 x 85 x 6



2
socket outlets
4 modules

CJC0223A

156 x 85 x 6



3
socket outlets
6 modules

CJC0333A

227 x 85 x 6



4
socket outlets
8 modules

CJC0443A

298 x 85 x 6



5
socket outlets
10 modules

CJC0553A

369 x 85 x 6



1
socket outlet
2 modules
with swing cover

CJC0913A

85 x 85 x 6



center 57 mm

85 x 142 x 6

2
socket outlets
4 modules

CJC0233A



85 x 199 x 6

3
socket outlets
6 modules

CJC0343A



ARNO bande

cover plate + fixing frame

assembly

in built-in boxes type
Bticino503e / Bticino504e /
Bticino506l
sockets not included

for assembly of modules

Bticino Living / Light / Lighttech

colour

A Alu Natural Anodised
B Black Bronze Anodised
G Grey Anodised
M Brass Anodised
X Brushed Stainless Steel
BR Brown Bronze Painted
V Gilded 24 carat
C Glossy Chromium
RAL9003: White Painted
RAL9011: Black Painted
RAL Colour: Customized Painted





Black Bronze Anodised

ARNO bande

118 x 85 x 6



1
socket outlet
2 modules
Bticino503e

CJC0312A



1
socket outlet
3 modules
Bticino503e

CJC0313A

140 x 85 x 6



2
socket outlets
4 modules
Bticino504e

CJC0314A

205 x 85 x 6



3
socket outlets
7 modules
Bticino506I

CJC0317A

VICTOR carre

cover plate + fixing frame

assembly

in universal built-in boxes
with screws horizontal
sockets not included
claws are optional

for assembly of modules

Peha Concept 45 / Legrand Mosaic

colour

A Alu Natural Anodised
B Black Bronze Anodised
G Grey Anodised
M Brass Anodised
X Brushed Stainless Steel
BR Brown Bronze Painted
V Gilded 24 carat
C Glossy Chromium
RAL9003: White Painted
RAL9011: Black Painted
RAL Colour: Customized Painted





RAL9003 White Painted



RAL9011 Black Painted

VICTOR carre

1
socket outlet
2 modules

CJC0813A

85 x 85 x 6



2
socket outlets
4 modules

CJC0823A

156 x 85 x 6



3
socket outlets
6 modules

CJC0833A

227 x 85 x 6



4
socket outlets
8 modules

CJC0843A

298 x 85 x6



5
socket outlets
10 modules

CJC0853A

369 x 85 x 6




1
socket outlet
2 modules
with swing cover

CJC0923A

85 x 85 x 6





MAURO carre

British standard cover plate + fixing frame (socket included)

assembly

in universal built-in boxes
with screws horizontal
sockets included

colour

A Alu Natural Anodised
B Black Bronze Anodised
G Grey Anodised
M Brass Anodised
X Brushed Stainless Steel
BR Brown Bronze Painted
V Gilded 24 carat
C Glossy Chromium
RAL9003: White Painted
RAL9011: Black Painted
RAL Colour: Customized Painted





Black Bronze Anodised



RAL9003 White Painted

MAURO carre

85 x 85 x 6



1
TV socket

CJC8101A



1
TV / FM
socket

CJC8102A



1
TV / FM / SAT
socket

CJC8106A



1
RJ45 CAT5

CJC8111A



1
RJ45 CAT6

CJC8112A



1
socket outlet
5A

CJC8104A

85 x 85 x 6



1
socket outlet
13 A

CJC8105A



1
socket outlet
13A + switch

CJC8115A



2
RJ45 CAT5

CJC8113A



2
RJ45 CAT6

CJC8114A



1
fused
connection unit

CJC8130A



1
unfused
cable outlet

CJC8131A

85 x 85 x 6



1
45 AMP
cooker switch

CJC8132A



1
fan isolator
switch

CJC8133A



1
RJ45 & RJ11

CJC8134A



1
switched
fused
connection

CJC8138A

155 x 85 x 6



2
socket outlet
13 A

CJC8120A



2
socket outlets
13A + switches

CJC8125A

85 x 145 x 6



1
shaver supply
unit

CJC8140A



LIGHTS

EDNA carre

orientation lighting

assembly

in built-in boxes with
screws horizontal
claws are optional
minimal depth 50mm


application

for the lighting of stairs, wall
spotlight,... or for the
application of indication

colour

A Alu Natural Anodised
B Black Bronze Anodised
G Grey Anodised
M Brass Anodised
X Brushed Stainless Steel
BR Brown Bronze Painted
V Gilded 24 carat
C Glossy Chromium
RAL9003: White Painted
RAL9011: Black Painted
RAL Colour: Customized Painted





RAL9003 White Painted




RAL9011 Black Painted

EDNA carre

85 x 85 x 6

12-24v ac

230v ac



4
white bright LEDS

CJC4001A

CJC4011A



4
blue bright LEDS

CJC4101A

CJC4111A




1
warm white LED
360 LUX

CJC4401A



1
blue LED

CJC4402A




1
green LED

CJC4403A



1
red LED

CJC4404A



1
5w/ 12v QT9 G4
halostar

CJC3001A



EDNA bande

orientation lighting

assembly


in built-in boxes type
Bticino503e
claws are optional

application

for the lighting of stairs,
wall spotlight,... or for the
application of indication

colour

A Alu Natural Anodised
B Black Bronze Anodised
G Grey Anodised
M Brass Anodised
X Brushed Stainless Steel
BR Brown Bronze Painted
V Gilded 24 carat
C Glossy Chromium
RAL9003: White Painted
RAL9011: Black Painted
RAL Colour: Customized Painted



EDNA bande

118 x 85 x 6

12-24v ac

230v ac



4
white bright LEDS

CJC4301A

CJC4311A



4
blue bright LEDS

CJC4321A

CJC4331A



1
warm white LED
360 LUX

CJC4501A



1
blue LED

CJC4502A



1
green LED

CJC4503A



1
red LED

CJC4504A





TIMO

bedlamp

Incl. 1 X powered white
as reading lamp
3W / 3000K
Incl. 1 X Lens 25°
Incl. LED power supply
700mA - DC
Incl. socket
Incl. led orientation light

built-in measurements

Single & Triple cover plate:
in universal built-in boxes
with screws horizontal

Timo with orientation light:
brick wall: 383 x 68
plaster wall: 379 x 62

colour

A Alu Natural Anodised
B Black Bronze Anodised
G Grey Anodised
M Brass Anodised
X Brushed Stainless Steel
BR Brown Bronze Painted
V Gilded 24 carat
C Glossy Chromium
RAL9003: White Painted
RAL9011: Black Painted
RAL Colour: Customized Painted



400 x 85 x 50

CJC100110A

2 lever change-over
one pole switches
(2x CJC5903)



400 x 85 x 50

CJC100100A

4 Push-buttons switches
(CJC5504)

using impulse relays and dimmers 230v - 24v
or home automation systems

TIMO

85 x 85 x 6



CJC100200A
single cover plate



CJC100210A
single cover plate
with 1 lever switch

227 x 85 x 6



CJC100300A
triple cover plate
2 push button switches
(CJC5502)
sockets included



CJC100400A
triple cover plate
4 push button switches
(CJC5504)
sockets included



CJC100500A
triple cover plate
2 lever change-over one
pole switches (CJC5903)
sockets included

118 x 85 x 6



CJC100220A
single cover plate bande



CJC100230A
single cover plate bande
with 1 lever switch



SARGAS

bedlamp

Incl. 1 X powered white
as reading lamp
3W / 3000K
Incl. 1 X Lens 25°
Incl. LED power supply
700mA - DC

built-in measurements

universal built-in boxes with
screws horizontal

colour

A Alu Natural Anodised
B Black Bronze Anodised
G Grey Anodised
M Brass Anodised
X Brushed Stainless Steel
BR Brown Bronze Painted
V Gilded 24 carat
C Glossy Chromium
RAL9003: White Painted
RAL9011: Black Painted
RAL Colour: Customized Painted



85 x 85 x 6

single cover plate

CJC200200A



85 x 85 x 6

single cover plate
1 lever switch

CJC200210A

ACCESSORIES



CJC2010

MASTERDIMMER
750w / 600va - CE approved
suitable for DIN rail assembly - 3 modules

... suitable for the dimmers
of light bulbs 230v, halogen
lamps 230v or 12v using wound
transformers (inductive) or using
electronic transformers ...
provided with control LED
output



CJC2400

HOTEL CARD SWITCH



CJC2100A

DIMMER FOR COOKER HOOD
230v / 600va - CE approved
assembly in universal built-in boxes
of the HELIA type



CJC10005

for the fastening of CJC switch panels
and sockets, if there are no built-in boxes
with screws provided (packed per 2)



CJC9050A

WIRE DUCT
100 x 100









CJC9051A

WIRE DUCT
150 x 100
with 3-module fixing frame
for Bticino socket(s)



CJC9052A

WIRE DUCT
150 x 100
with 4-module fixing frame
for Bticino socket(s)

	CJC0000A	BLIND COVER PLATE with fixing frame 2 modules	
	CJC0300A	BLIND COVER PLATE with fixing frame 3 modules built-in boxes Bticino503E	
	CJC0000/2A	BLIND COVER PLATE with fixing frame 4 modules	
	CJC5400A	COVER PLATE for movement sensor	CJC5400A + CJC5405 OR CJC5401A + CJC5405
	CJC5401A	MODULE for movement sensor 2 modules	
	CJC5405	MOVEMENT SENSOR 12 - 24v dc max. 500mA	




CARRE
universal
built-in-boxes



**BANDE
BTICINO
503E**




**BANDE
BTICINO
PB503**



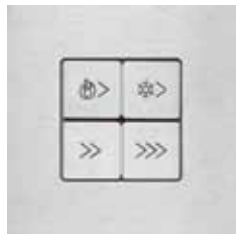
**BANDE
BTICINO
504E**



**BANDE
BTICINO
PB504**



**BANDE
BTICINO
506L**



SYMBOLS
List of symbols
available on
request or
customized
symbols



CJC9101A

2
modules/
1 entrance
85 x 85 x 35 mm



CJC9102A

2
modules/
2 entrances
85 x 85 x 35 mm



CJC9301A

3
modules/
1 entrance
118 x 85 x 35 mm



CJC9302A

3
modules/
2 entrances
118 x 85 x 35 mm



CJC9303A

4
modules/
1 entrance
140 x 85 x 35 mm



CJC9304A

4
modules/
2 entrances
140 x 85 x 35 mm



CJC9070A

**ARITECH ALARM
KLAVIER**
CD3008



CJC9060A

**BOSH CODE
KLAVIER**
DS7445V2